

Young Researchers Seminar 2009

Torino, Italy, 3 to 5 June 2009

Personal characteristics and mobility of people encountering disabling travel situations in France

Dejoux Virginie



Table of contents

- Objectives of the study
- Presentation of the surveys used
- Main results to be presented:
 - Medical origin of the situation of handicap
 - Socio-demographic characteristics of hampered people
 - Mobility of hampered people
- Conclusion

Objectives of the study

- To analyze the personnel's characteristics (medical and socio-demographics) of people feeling hampered to move by themselves outside their home
- To assess practices of mobility among people with travel's disabilities

Surveys used

- Two French national surveys, conducted by the National Institute for Statistics and Economic Studies :
 - Handicaps-Disability-Dependency (Handicap-Incapacité-Dépendance HID) – 16945 people interviewed
 - National survey on transportation and travel – 14213 households interviews
- The same question : When you go out of your home, are you bothered by a disability or a health problem?
 - Not bothered
 - Bothered, but can go about on his/her own on all routes
 - Bothered but can go about on his/her own on some routes
 - Cannot go about alone

The impact of impairments on the travel's difficulties

Virginie Dejoux

Disabling travel situations in France



The impact of impairments on the travel's difficulties (1)

One Logistic regression:

- Dependent variable (binary): discomfort yes/no in travel
- All impairments as explanatory variables.
- Result: all of these impairments (except 2), increase the probability of declaring a discomfort in his travels.

The impact of impairments on the travel's difficulties (2)

Logistic regressions (36 times – variables significant)

- Dependent variable (binary): discomfort yes/no in travel
- The same explanatory variables (impairments), except one.
- Result: This method allows us to classify the impairments according to their importance in the declared discomfort during travels

The impact of impairments on the travel's difficulties (3)

The ten impairments, that best explain discomfort in travels :

- Other motor limbs impairments
- Two lower limbs (paraplegia, paralysis, amputation...)
- One leg (paralysis, amputation, fracture...)
- Partially sighted
- Backwardness
- Paralysis of one side of the body (hemiplegia ...)
- Trunk impairment
- Motor impairment unspecified
- Loss of intellectual capacities, memory impairment, spatial/temporal disorientation
- Blind

Title of the slide

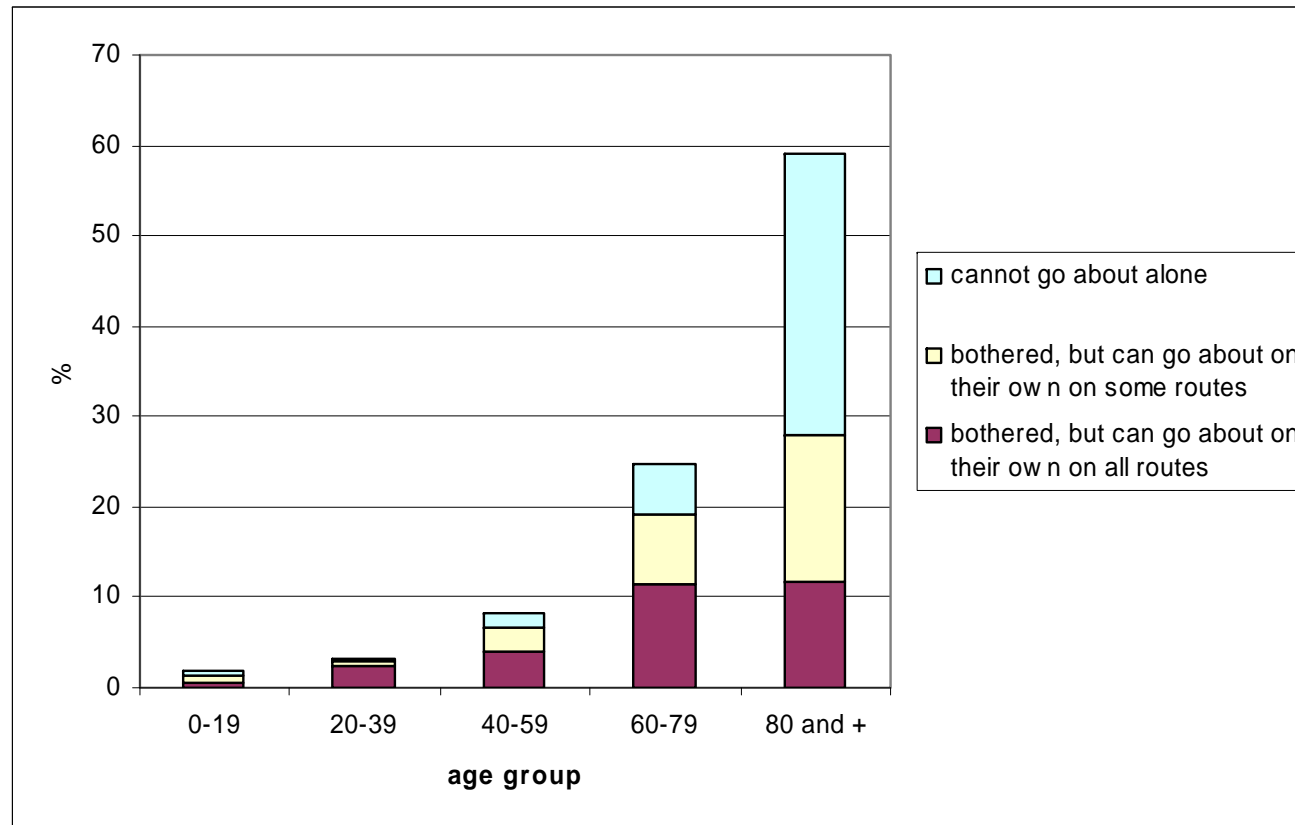
Socio-demographic characteristics of hampered people

Virginie Dejoux

Disabling travel situations in France

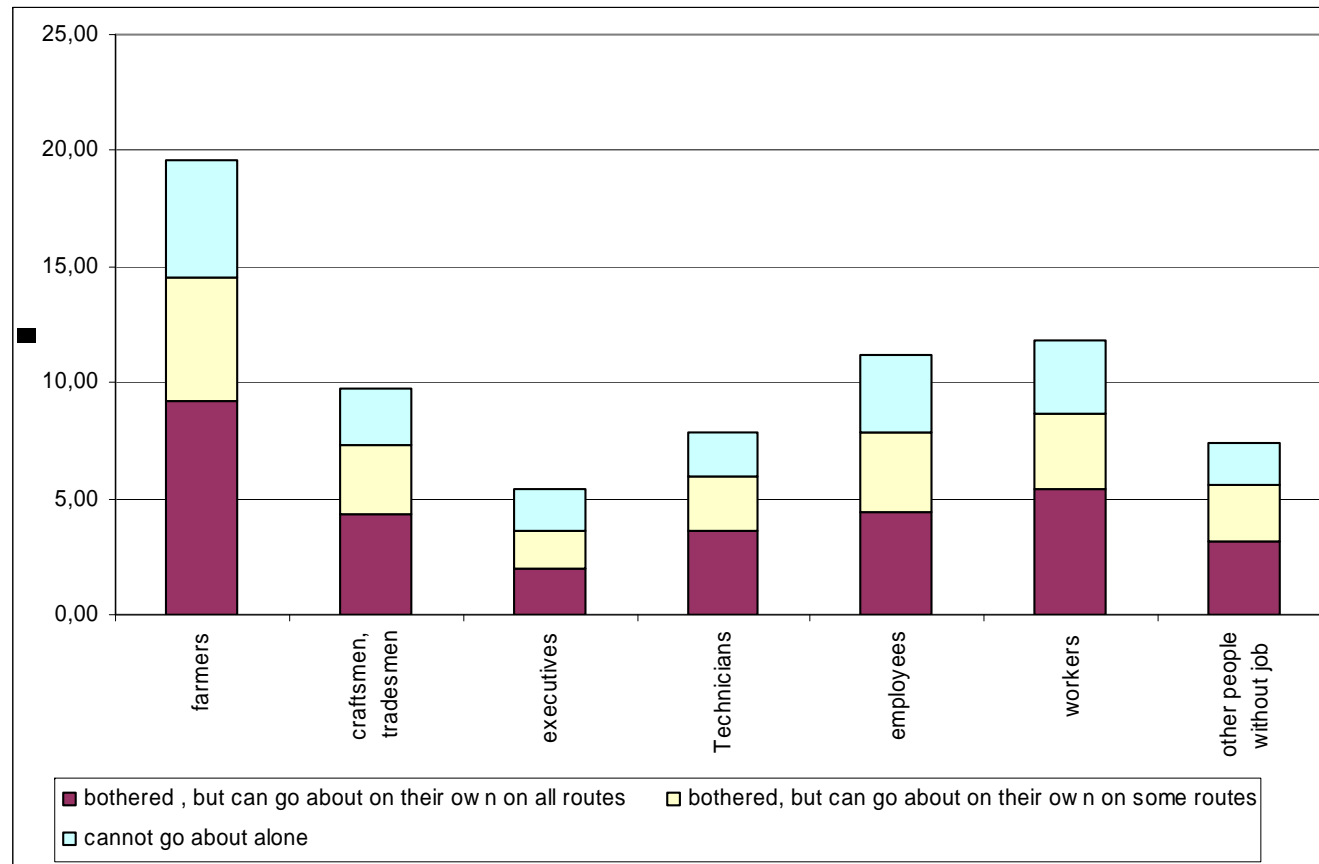


Socio-demographics characteristics of hampered people (1)



Source: Handicaps, Disability and Dependency Survey, 1999, INSEE

Socio-demographics characteristics of hampered people (2)



Source: Handicaps, Disability and Dependency Survey, 1999, INSEE

Socio-demographics characteristics of hampered people (3)

Logit model: discomfort yes/no in travel

Explanatory socio-economic variables below:

	parameters	Pobability > Chi2
Age:		
0-19 years	-0,8234	<,0001
20-39 years	-0,5419	<,0001
40-59 years	0	Référence
60-79 years	0,1268	<,0001
80 years and over	1,1372	<,0001
Gender:		
Men	0	Référence
Women	0,1581	<,0001
Social and occupational group of the reference person		
Farmers	0,0983	0,0806
Craftsmen, tradesmen	-0,1278	0,0154
Executives	-0,4185	<,0001
Technicians	-0,1385	0,0020
Employees	0	Référence
Workers	0,1576	<,0001
Other people without job	0,4185	0,0011

Source: Handicaps, Disability and Dependency Survey, 1999, INSEE

Title of the slide

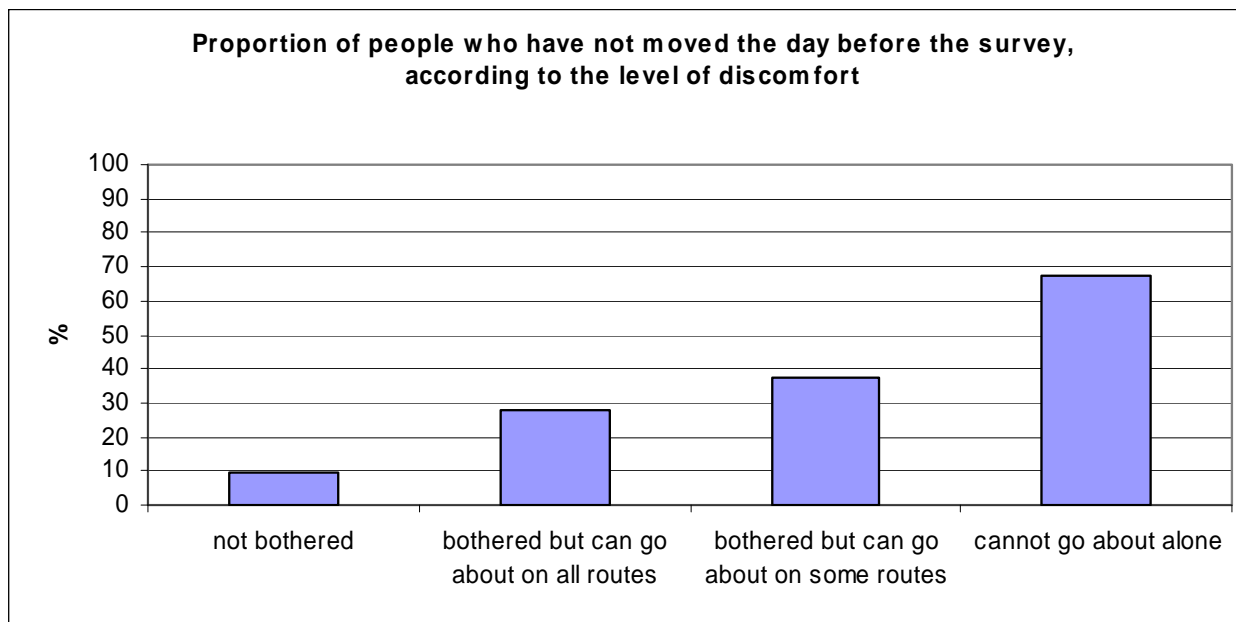
Mobility of hampered people

Virginie Dejoux

Disabling travel situations in France



A poorer mobility (1)



Source: Handicaps, Disability and Dependency Survey, 1999, INSEE

Virginie Dejoux

Disabling travel situations in France

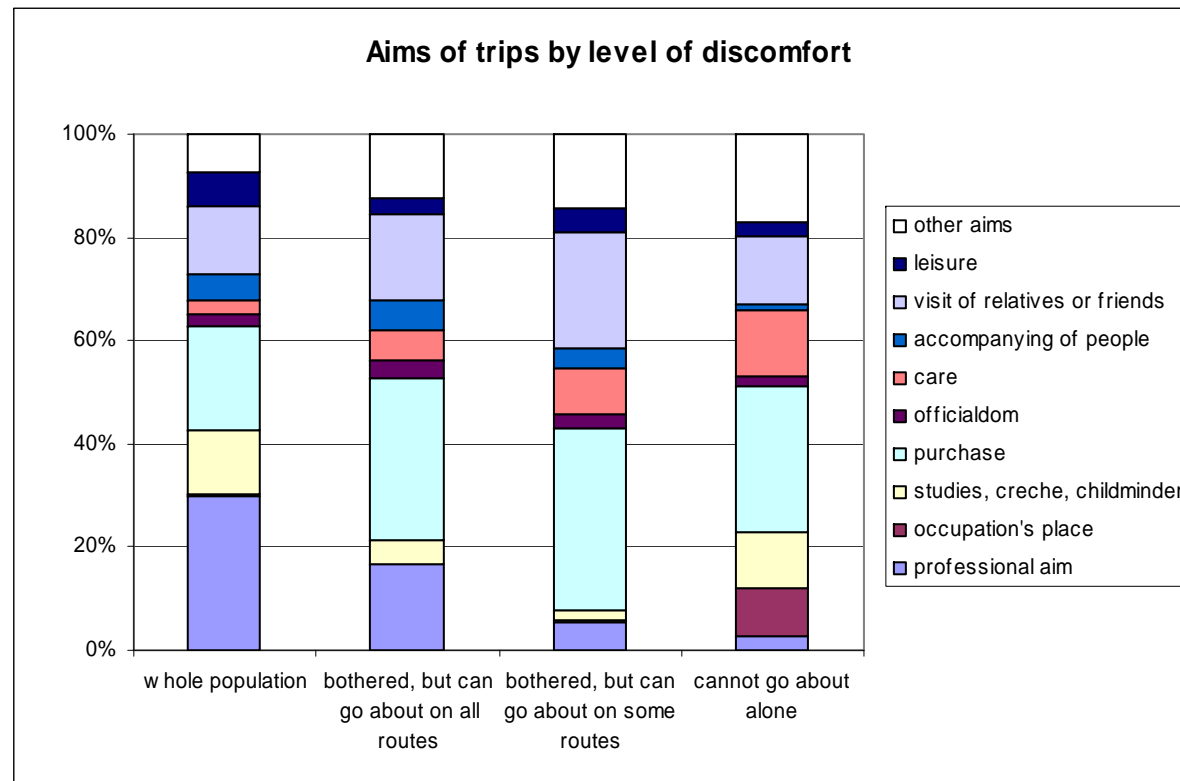


A poorer mobility (2)

Average number of trips (apart from return at home)	Whole population	People hampered in their travels			
		Bothered but can go about on all routes	Bothered but can go about on some routes	Cannot go about alone	People hampered
per person	1,12	0,98	0,76	0,35	0,75
per person who moves	1,43	1,36	1,23	1,07	1,28

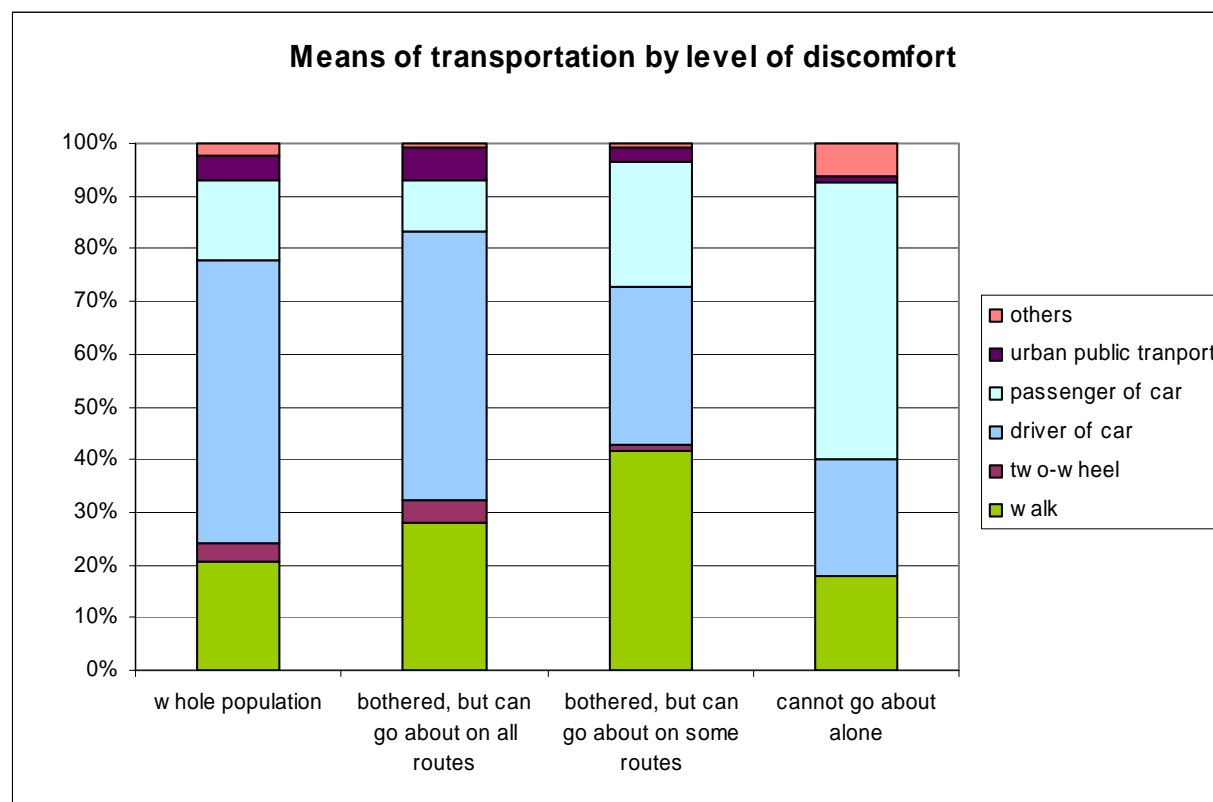
Source: Handicaps, Disability and Dependency Survey, 1999, INSEE

Different aims



Source: Handicaps, Disability and Dependency Survey, 1999, INSEE

Different means



Source: Handicaps, Disability and Dependency Survey, 1999, INSEE

Virginie Dejoux

Disabling travel situations in France



Conclusion

The HID and ENT surveys allow us to count and to analyze people encountering disabling travel situations in France:

- 10 % of people declare to be disturbed in their travel
- This discomfort in the travel depends on the type of impairment
- Age, sex and socio-professional category of head of household influence the discomfort in travel
- A poorer and different mobility

Thank you for your attention

